

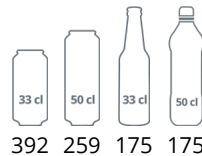


SCU1280CP

Flaschenkühlschrank



ECO-FRIENDLY
REFRIGERANT R600a



Product features:

- LED-Leuchtkasten
- Tür mit wechselbarem Türanschlag
- Verstellbare Roste
- Verstellbare Füße
- LED-Innenbeleuchtung
- Schwenkbare Alu-Rahmen-Glastür
- Umluftkühlung



Starker Griff



Schloss

Design & Material		Measures & Content		Power & Consumption	
Türanzahl & Typ	1 Dreh-Glastür	Getränkedosens 330 ml	Stk 392	Energieverbrauchsklassifizierung	D
Temperglas	Ja	Getränkedosens 500 ml	Stk 259	Energieverbrauch	kWh/24h 2
Tür mit wechselbarem Türanschlag	Ja	Getränkeflaschen 330 ml	Stk 175	Jährlicher Energieverbrauch	kWh/Jahr 730
Anzahl & Typ der Einlegeböden	4 Tragroste, weiß	Getränkeflaschen 500 ml, PET	Stk 175	Energieeffizienz-Index	48
Einlegebodenfarbe	Weiß	Temperaturbereich	°C 2 bis 10	EEL-Innenraum	l 305
Einlegebodenmaße	498 x 405 mm	Klimaklasse	4	Nennaufnahmeleistung	W 266
Haubentyp	D-Form	Brutto- / Nettogewicht	kg 93 / 83	Spannung / Frequenz	V/Hz 220-240/50
Haubenbeleuchtung	LED, kaltweiß	Brutto- / Nettoinhalt	l 290 / 260	Geräuschpegel	db(A) 45
Füße	2 Stellfüße	Cooling & Functions		Thermometer	Ja
Lenkrollen	2 Rollen	Reglertyp	Mechanisch	Dimensions	
Außenfinish	Weiß	Kühlverfahren	Umluft	Innenabmessungen (BxTxH)	mm 470 x 440 x 1347
Innenfinish	ABS	Abtauverfahren	Automatisch	Außenabmessungen (BxTxH)	mm 595 x 640 x 1775
Innenbeleuchtung	LED	Kühlmittel	R600a	Verpackungsabmessungen (BxTxH)	mm 680 x 710 x 1875
Schloss	Ja	Befüllung mit Kältemittel	g 70	Beladungskapazität (40-Fuß-Container)	Stk 54
		GWP	3		



SCU1280CP

Réfrigérateur à boissons

Product features:

- Canopée lumineux LED
- Porte réversible
- Tablettes ajustables
- Pieds ajustables
- Éclairage intérieur LED
- Porte vitrée à cadre aluminium à charnières
- Refroidissement par ventilateur



ECO-FRIENDLY
REFRIGERANT R600a



Poignée résistante



Serrure

Design & Material		Measures & Content			Power & Consumption		
Nombre et type de porte	1 porte vitrée à charnières	Canettes 330 ml	pces	392	Classe énergétique	D	
Vitrage de sécurité	Oui	Canettes 500 ml	pces	259	Consommation d'énergie	kWh/24h	2
Porte réversible	Oui	Bouteilles 330 ml	pces	175	Consommation énergétique annuelle	kWh/an	730
Nombre et type de tablettes	4 clayettes blanches	Bouteilles 500 ml PET	pces	175	Indice d'efficacité énergétique	48	
Couleur de tablette	Blanc	Plate de température	°C	2 à 10	Volume EEI	l	305
Dimensions des tablettes	498 x 405 mm	Classe climatique	4		Puissance consommée	W	266
Type de caisson	Profil en D	Poids brut / net	kg	93 / 83	Tension / Fréquence	V/Hz	220-240/50
Caisson lumineux	LED blanche froide	Volume brut / net	l	290 / 260	Niveau sonore	db(A)	45
Pieds	2 pieds ajustables	Cooling & Functions			Thermomètre	Oui	
Roulettes	2 roulettes	Type de régulation	Mécanique		Dimensions		
Finition extérieure	Blanc	Type de réfrigération	Avec ventilateur		Dimensions intérieures (LxPxH)	mm	470 x 440 x 1347
Finition intérieure	ABS	Type de dégivrage	Automatique		Dimensions extérieures (LxPxH)	mm	595 x 640 x 1775
Éclairage intérieur	LED	Fluide frigorigène	R600a		Dimensions emballées (LxPxH)	mm	680 x 710 x 1875
Serrure	Oui	Charge de gaz	g	70	Charge conteneur 40 pieds	pces	54
		GWP	3				

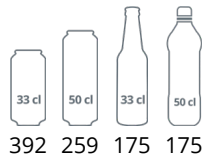


SCU1280CP

Frigoriferi per bottiglie

Product features:

- Copertura illuminata a LED
- Porta reversibile
- Ripiani regolabili
- Piedini regolabili
- Illuminazione interna a LED
- Anta in vetro incernierata con telaio in alluminio
- Raffreddamento a ventola

ECO-FRIENDLY
REFRIGERANT R600a

Maniglia resistente



Serratura

Design & Material		Measures & Content		Power & Consumption			
Numero & tipo anta	1 anta in vetro incernierata	Lattine 330 ml	pz	392	Classificazione energetica	D	
Vetri temperati	Si	Lattine 500 ml	pz	259	Consumo energetico kWh/24h	2	
Anta reversibile	Si	Bottiglie 330 ml	pz	175	Consumo energetico kWh/anno annuale	730	
Numero & tipo ripiano	4 ripiani in filo metallico bianco	Bottiglie 500 ml PET	pz	175	Indice di efficienza energetica	48	
Colore ripiano	Bianco	Gamma di temperatura	°C	2 a 10	Volume EEI	l	305
Dimensioni ripiano	498 x 405 mm	Classe climatica		4	Potenza in ingresso	W	266
Tipo copertura	Forma a D	Peso lordo / netto	kg	93 / 83	Frequenza / Tensione	V/Hz	220-240/50
Illuminazione copertura	LED bianco freddo	GrossNetVolume	l	290 / 260	Livello rumore	db(A)	45
Piedi / gambe	2 piedi regolabili	Cooling & Functions			Termometro	Si	
Rotelle	2 rotelle	Tipo di controller	Meccanico		Dimensions		
Finitura esterna	Bianco	Tipo di raffreddamento	Funzionamento a ventola		Dimensioni interne (largh.x prof.x alt.)	mm	470 x 440 x 1347
Finitura interna	ABS	Tipo di sbrinamento	Automatico		Dimensioni esterne (largh.x prof.x alt.)	mm	595 x 640 x 1775
Illuminazione interna	LED	Refrigerante	R600a		Dimensione imballato (largh.x prof.x alt.)	mm	680 x 710 x 1875
Serratura	Si	Carica refrigerante	g	70	Carico container 40ft	pz	54
		GWP		3			



SCU1280CP

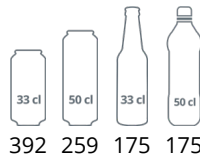
Bottle Cooler

Product features:

- LED illuminated canopy
- Reversible door
- Adjustable shelves
- Adjustable feet
- LED interior light
- Hinged alu-framed glass door
- Fan assisted cooling



ECO-FRIENDLY
REFRIGERANT R600a



Strong handle



Lock

Design & Material		Measures & Content			Power & Consumption		
Door No & Type	1 hinged glass door	Cans 330 ml	pcs	392	Energy Classification	D	
Tempered glass	Yes	Cans 500 ml	pcs	259	Energy Consumption	kWh/24h	2
Door Reversible	Yes	Bottles 330 ml	pcs	175	Annual Energy Consumption	kWh/year	730
Shelves No & Type	4 wire shelves white	Bottles 500 ml PET	pcs	175	Energy Efficiency Index	48	
Shelf Color	White	Temperature Range	°C	2 to 10	EEL Volume	l	305
Shelf Dimensions	498 x 405 mm	Climate Class	4		Input Power	W	266
Canopy Type	D-Shape	Gross / Net Weight	kg	93 / 83	Voltage / Frequency	V/Hz	220-240/50
Canopy Light	LED Cold White	Gross / Net Volume	l	290 / 260	Noise Level	db(A)	45
Feet / Legs	2 adjustable feet	Cooling & Functions			Thermometer	Yes	
Castors	2 rollers	Type of Controller	Mechanical		Dimensions		
Exterior Finish	White	Type of Cooling	Fan assisted		Internal Dimension (WxDxH)	mm	470 x 440 x 1347
Interior Finish	ABS	Type of Defrost	Automatic		External Dimension (WxDxH)	mm	595 x 640 x 1775
Interior Light	LED	Refrigerant	R600a		Packed Dimension (WxDxH)	mm	680 x 710 x 1875
Lock	Yes	Refrigerant Charge	g	70	40ft Container Load	pcs	54
		GWP	3				