



## BC60

Tischkühlschrank

### Product features:

- Dreh-Glastür
- Selbstschließende Tür
- Verstellbare Roste
- Verstellbare Füße
- LED-Innenbeleuchtung
- Umluftkühlung



ECO-FRIENDLY  
REFRIGERANT R600a



110 55




Für  
Energiegetränkedosen  
sehr gut geeignet



Schloss

Design & Material		Measures & Content		Power & Consumption		
Türanzahl & Typ	1 Selbstschließende Dreh-Glastür	Getränkedosen 330 ml	Stk	70	Energieverbrauchsklassifizierung	C
Temperglas	Ja	Getränkedosen 500 ml	Stk	55	Energieverbrauch	kWh/24h 0,83
Tür mit wechselbarem Türanschlag	Nein	Temperaturbereich	°C	2 bis 10	Jährlicher Energieverbrauch	kWh/Jahr 303
Anzahl & Typ der Einlegeböden	3 Tragroste, schwarz	Klimaklasse		4	Energieeffizienz-Index	22
Einlegebodenfarbe	Schwarz	Brutto- / Nettogewicht	kg	32 / 29	EEL-Innenraum	l 67
Einlegebodenmaße	340 x 270 / 205 mm	Brutto- / Nettoinhalt	l	67 / 58	Nennaufnahmeleistung	W 70
Haubentyp	-	Cooling & Functions				
Haubenbeleuchtung	-	Reglertyp		Mechanisch	Spannung / Frequenz	V/Hz 220-240/50
Füße	4 Stellfüße	Kühlverfahren		Umluft	Geräuschpegel	db(A) 44
Außenfinish	Schwarz	Abtauverfahren		Automatisch	Thermometer	Nein
Innenfinish	Aluminium, beschichtet, schwarz	Kühlmittel		R600a	Dimensions	
Innenbeleuchtung	LED	Befüllung mit Kältemittel	g	24	Innenabmessungen (BxTxH)	mm 356 x 311 x 557
Schloss	Ja	GWP		3	Außenabmessungen (BxTxH)	mm 432 x 496 x 668
					Verpackungsabmessungen (BxTxH)	mm 480 x 550 x 700
					Beladungskapazität (40-Fuß-Container)	Stk 280



## BC60

Réfrigérateur table top



### Product features:

- Porte vitrée à charnières
- Porte à fermeture automatique
- Tablettes ajustables
- Pieds ajustables
- Éclairage intérieur LED
- Refroidissement par ventilateur

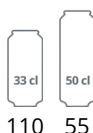


Conçu pour les canettes de boisson énergétique

Serrure



ECO-FRIENDLY  
REFRIGERANT R600a



110 55

Design & Material		Measures & Content			Power & Consumption		
Nombre et type de porte	1 porte vitrée à charnières à fermeture automatique	Canettes 330 ml	pces	70	Classe énergétique		C
Vitrage de sécurité	Oui	Canettes 500 ml	pces	55	Consommation d'énergie	kWh/24h	0,83
Porte réversible	Non	Plate de température	°C	2 à 10	Consommation énergétique annuelle	kWh/an	303
Nombre et type de tablettes	3 clayettes noires	Classe climatique		4	Indice d'efficacité énergétique		22
Couleur de tablette	Noir	Poids brut / net	kg	32 / 29	Volume EEI	l	67
Dimensions des tablettes	340 x 270 / 205 mm	Volume brut / net	l	67 / 58	Puissance consommée	W	70
Type de caisson	-	<b>Cooling &amp; Functions</b>			Tension / Fréquence	V/Hz	220-240/50
Caisson lumineux	-	Type de régulation		Mécanique	Niveau sonore	db(A)	44
Pieds	4 pieds ajustables	Type de réfrigération		Avec ventilateur	Thermomètre		Non
Finition extérieure	Noir	Type de dégivrage		Automatique	<b>Dimensions</b>		
Finition intérieure	Aluminium revêtu, noir	Fluide frigorigène		R600a	Dimensions intérieures (LxPxH)	mm	356 x 311 x 557
Éclairage intérieur	LED	Charge de gaz	g	24	Dimensions extérieures (LxPxH)	mm	432 x 496 x 668
Serrure	Oui	GWP		3	Dimensions emballées (LxPxH)	mm	480 x 550 x 700
					Charge conteneur 40 pieds	pces	280



## BC60

Frigoriferi per bottiglie



### Product features:

- Porta in vetro incernierata
- Porta a chiusura automatica
- Ripiani regolabili
- Piedini regolabili
- Illuminazione interna a LED
- Raffreddamento a ventola



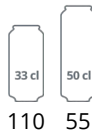
Progettato per lattine Energy



Serratura



ECO-FRIENDLY  
REFRIGERANT R600a



110 55

Design & Material	
Numero & tipo anta	1 anta in vetro incernierata a chiusura automatica
Vetri temperati	Sì
Anta reversibile	No
Numero & tipo ripiano	3 ripiani in filo metallico nero
Colore ripiano	Nero
Dimensioni ripiano	340 x 270 / 205 mm
Tipo copertura	-
Illuminazione copertura	-
Piedi / gambe	4 piedi regolabili
Finitura esterna	Nero
Finitura interna	Alluminio rivestito, nero
Illuminazione interna	LED
Serratura	Sì

Measures & Content		
Lattine 330 ml	pz	70
Lattine 500 ml	pz	55
Gamma di temperatura	°C	2 a 10
Classe climatica		4
Peso lordo / netto	kg	32 / 29
GrossNetVolume	l	67 / 58

Cooling & Functions		
Tipo di controller		Meccanico
Tipo di raffreddamento		Funzionamento a ventola
Tipo di sbrinamento		Automatico
Refrigerante		R600a
Carica refrigerante	g	24
GWP		3

Power & Consumption		
Classificazione energetica		C
Consumo energetico	kWh/24h	0,83
Consumo energetico annuale	kWh/anno	303
Indice di efficienza energetica		22
Volume EEI	l	67
Potenza in ingresso	W	70
Frequenza / Tensione	V/Hz	220-240/50
Livello rumore	db(A)	44
Termometro		No

Dimensions		
Dimensioni interne (largh.x prof.x alt)	mm	356 x 311 x 557
Dimensioni esterne (largh.x prof.x alt.)	mm	432 x 496 x 668
Dimensione imballato (largh.x prof.x alt.)	mm	480 x 550 x 700
Carico container 40ft	pz	280



## BC60

Tabletop Cooler



**Product features:**

- Hinged glass door
- Self-closing door
- Adjustable shelves
- Adjustable feet
- LED interior light
- Fan assisted cooling



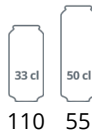
Designed for Energy-cans



Lock



ECO-FRIENDLY  
REFRIGERANT R600a



Design & Material	
Door No & Type	1 hinged self-closing glass door
Tempered glass	Yes
Door Reversible	No
Shelves No & Type	3 wire shelves black
Shelf Color	Black
Shelf Dimensions	340 x 270 / 205 mm
Canopy Type	-
Canopy Light	-
Feet / Legs	4 adjustable feet
Exterior Finish	Black
Interior Finish	Coated aluminium, black
Interior Light	LED
Lock	Yes

Measures & Content		
Cans 330 ml	pcs	70
Cans 500 ml	pcs	55
Temperature Range	°C	2 to 10
Climate Class		4
Gross / Net Weight	kg	32 / 29
Gross / Net Volume	l	67 / 58

Cooling & Functions	
Type of Controller	Mechanical
Type of Cooling	Fan assisted
Type of Defrost	Automatic
Refrigerant	R600a
Refrigerant Charge	g 24
GWP	3

Power & Consumption		
Energy Classification		C
Energy Consumption	kWh/24h	0,83
Annual Energy Consumption	kWh/year	303
Energy Efficiency Index		22
EEL Volume	l	67
Input Power	W	70
Voltage / Frequency	V/Hz	220-240/50
Noise Level	db(A)	44
Thermometer		No

Dimensions		
Internal Dimension (WxDxH)	mm	356 x 311 x 557
External Dimension (WxDxH)	mm	432 x 496 x 668
Packed Dimension (WxDxH)	mm	480 x 550 x 700
40ft Container Load	pcs	280